

# Summer Packet

For Rising  
1st Graders



Name: \_\_\_\_\_

## **First Grade Expectations**

### **Motor Skills/Self-Help Skills:**

Tie shoes, zip and button clothes

Use good manners

Responsible for books, folders, homework, etc. (put papers in folder)

Completing work in a given amount of time

Proper letter formation in handwriting (tall letters formed top to bottom, short letters formed dotted line to bottom)

Open snack or lunch items

Zip/Unzip book bag and lunchbox

### **Language Arts:**

Write the upper and lower case letters of the alphabet

Identify and recognize the letters and sounds of the alphabet

(Identify the beginning, and ending sounds in words)

Identify long and short vowel sounds found in words

Write first and last names

Rhyming

Recognize word families (at – bat, ug – bug, ed- red)

Recognize color words

Recognize blends (R- blends: gr, br; L-blends: bl, cl; S – blends: sm, sn; ch, sh, th, wh)

Know, recognize, and spell basic sight words

Write and put words in ABC order

Able to blend and read CVC and CVCE words

### **Math:**

Be able to recognize and write the numbers 1 to 31

Basic addition and subtraction to 10

Calendar (Days of the Week, Months of the Year, Seasons)

Today, Yesterday, and Tomorrow

## Math (cont.)

Count to 100

Practice counting by 2's, 5's, and 10's

Patterns

Time to the hour

Coin Recognition (Also identify value of penny, nickel, dime, and quarter)

Number Sequence and filling in missing numbers (ex. 22, 23, \_\_, 25)

Number order before, after, and in between (ex. Before \_\_ 21; After 18 \_\_; Between: 17 \_\_ 19)

Understand more than and less than

Reading and Understanding Information on Graphs

Please remember that the most important thing that you can do with your child is to read. Things to do when you are reading with your child:

\*Picture walk of the story with your child. (Look at the pictures in the story and discuss the pictures prior to reading the story. This is a major part of developing context clues to aid in figuring out unknown words in the story.)

\*Discuss the beginning, middle, and end of the story.

\*Ask about the main idea, characters, setting, problems, and solutions in the story.

\*Let your child look for sight words in the story.

\*Allow your child to write sentences or stories using sight words and inventive spelling. Your child should begin with a capital letter, use correct spacing, and end with correct punctuation.

Student's Name \_\_\_\_\_

10 books you read to your child

Title	Author
1.	
2.	
3.	
4.	
5.	
6.	
7.	
8.	
9.	
10.	

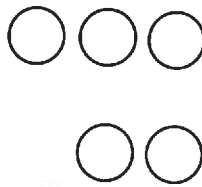
5 books your child read to you

Title	Author
1.	
2.	
3.	
4.	
5.	

Name: \_\_\_\_\_

### Math

Draw circles to add. Then write the sum.



$2 + 3 =$

5

$1 + 3 =$

$3 + 0 =$

$0 + 5 =$

$1 + 1 =$

$1 + 0 =$

### Language Arts

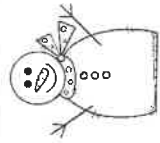
Look at each picture. Write the missing middle and ending letter sounds.



s \_ n



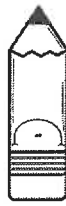
elephan \_



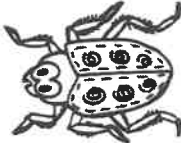
snowma \_



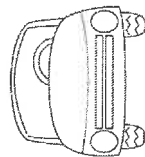
d \_ g



p \_ ncil



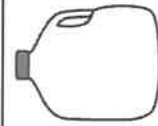
bu \_



Ca \_



c \_ t




m \_ lk

## Reading

Read the story, then answer the questions.

### My Cat

I have a cat. My cat's name is Gus. Gus is a white cat. He is a big cat. Gus sits on a mat. I love my cat.



1. What is the name of the cat?

\_\_\_\_\_

-----

2. What color is the cat?

\_\_\_\_\_

-----

## Writing



Start each sentence with a capital letter and end it with a punctuation mark.

Write a story about what you did this week.  
Then draw a picture to match your story.

First, \_\_\_\_\_

\_\_\_\_\_

\_\_\_\_\_

Then, \_\_\_\_\_

\_\_\_\_\_

\_\_\_\_\_

Last, \_\_\_\_\_

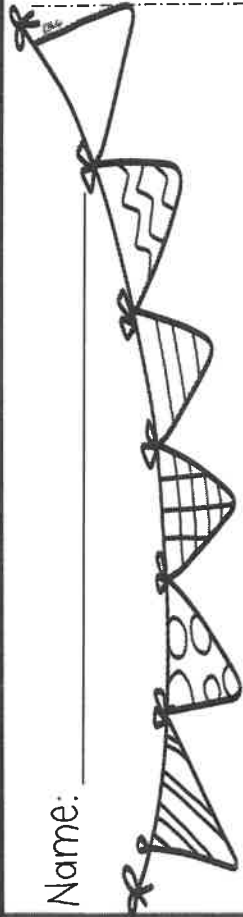
\_\_\_\_\_

\_\_\_\_\_

\_\_\_\_\_

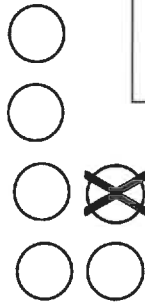
\_\_\_\_\_

Name: \_\_\_\_\_



### Math

Cross out to subtract. Then write the difference.




$4 - 1 =$

5



$4 - 1 =$



$6 - 5 =$



$3 - 2 =$



$5 - 0 =$



$4 - 4 =$

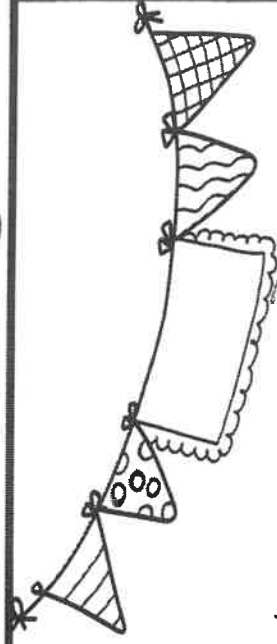
### Language Arts

Fix the sentences. Write each sentence correctly. Remember that sentences should start with a capital letter and end with a period.

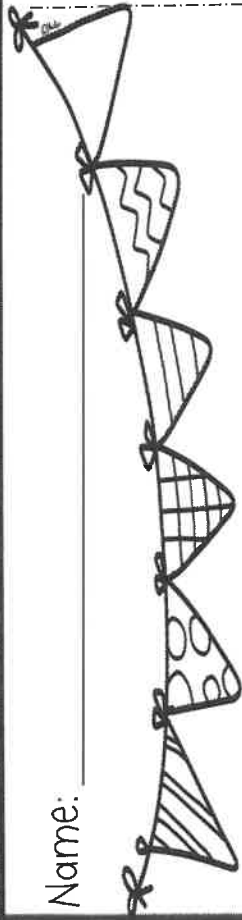
the cat is big

it is sunny

we go to the park



Name: \_\_\_\_\_



### Math

Draw circles to find the sum or difference.  
Write the number sentence to match the picture.

Tom got 3 apples from the tree. Then he got 2 more apples. How many apples did Tom get **in all**?





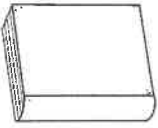


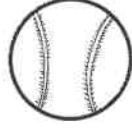
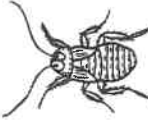
$$\underline{\quad} + \underline{\quad} = \underline{\quad}$$

Jen had 5 balls to play with. She lost 2 of the balls. How many balls does Jen **have left**?

$$\underline{\quad} - \underline{\quad} = \underline{\quad}$$

### Language Arts

Look at each picture. Write the missing letter sound.

		
c _ t	_ og	gu _
		
_ pple	boo _	d _ ck
		
f _ sh	_ all	bu _